



**Overnight Pulse Oximetry Instructions**

Dear Patient,

This oximetry test has been ordered by your physician to monitor & record your blood oxygen saturation levels (SpO<sub>2</sub>) & heart rate (HR). This test is used to determine the need for home oxygen therapy or pre-screening for sleep apnea. Please wear the unit for at least four (4) hours tonight. Should you have any testing questions, please call DMT as we have 24/7 on-call patient support to assist with your testing.

Thank you,

**Diagnostic Medical Testing**  
Management & Support Team




**Oximetry Test Courier**

HME Supplier: \_\_\_\_\_


Phone: \_\_\_\_\_

**1 Start – Read Below**  
Physician’s orders are to test on:  
  
**your CPAP device without any supplemental oxygen, if applicable. If told to use your O<sub>2</sub>, test with your CPAP and \_\_\_\_ LPM.**

**2 Probe Connection**  
Secure the probe to the top of the device like it shows below.



**3 Probe Placement**  
Wire should be on top of your finger. A piece of tape or Band-Aid™ can be used to secure probe.




**4 Turn Device On**  
Press & release the power button so that the display lights up.



**Power Button (On & Off and Wake Up Button)**

**5 Time to Sleep**  
After 15 – 20 secs, the device may go into sleep mode & show a blank screen.



**6 End – Turn Device Off**  
Press/hold the “Power” button, see step 4, until the display lights up, if the display is off. Immediately press & hold the “Power” button again until the unit says “Total Storage Time” and release. Write down the hours & minutes below; first set of numbers are the hour(s) and the second set of numbers are the minutes.

Hours: \_\_\_\_\_ Minutes: \_\_\_\_\_

**Patient Support Line: (877) 202-1191**

**? Battery Indicator Low?**  
Complete the test & notify the courier of this. This device has no batteries but has an internal rechargeable battery that needs to be charged with a specific charger at our office.

**? Pulse Bar/HR Blank?**  
Try to reposition the probe as it may have fallen off your finger or the device. Notify our office in the morning of this issue. Note: this is only for the first few seconds as the screen will be blank after 15-20 seconds once turned on.

**? Blank Display?**  
The device will go into sleep mode after 15-20 seconds and the screen will be blank. Do not be alarmed as this is normal. As long the finger probe stays red inside, the device is on.